

Why is reading important?

empowerment
comprehension language-development
understanding-the creativity spelling
imagination curiosity empathy
new-worlds world growth mindset
opportunities enjoyment
oracy-skills access new questioning
embedded facts thinking things
reflection problem-solving essential
well-being grammar
language-acquisition
life-chances language-manipulation

Welcome to our Early Reading workshop

09/10/25





Teach a child to read and keep that child reading
and we will change everything.

And I mean everything.

Jeanette Winterson

Today's take away

Supporting your child in becoming a reader is the greatest gift you can give them to develop greater self-esteem and to understand the world they live in.

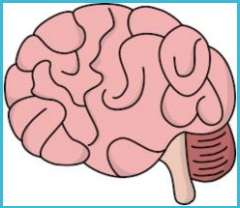
Agenda of the workshop

- Understanding the physiological aspect of reading
- The principles of the Read Write Inc scheme of work
- Set 1 sounds
- RWI as our scheme of work
- Practising at home



Understanding the physiological aspect of reading

Why children need to read



<https://schools.ruthmiskin.com/training/units/85>

The reading brain

'Reading transforms the human brain which transforms the mind, which transforms the life of every reader.'

Maryanne Wolf,
neuroscientist and reading specialist



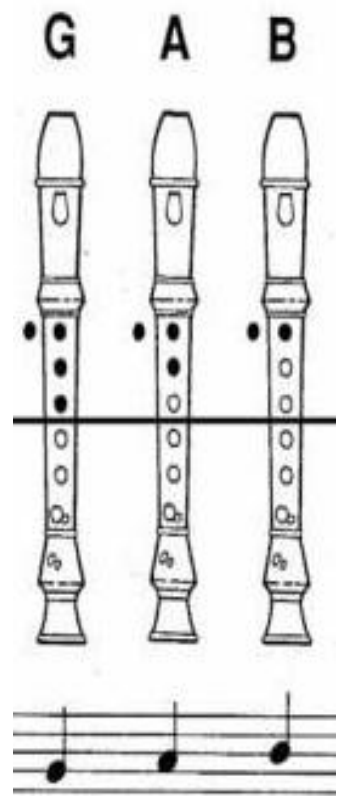
automaticity

new pathways

The principles of the Read Write Inc scheme of work




Learning to read music

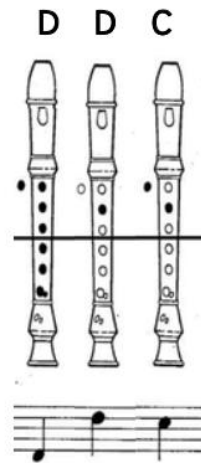
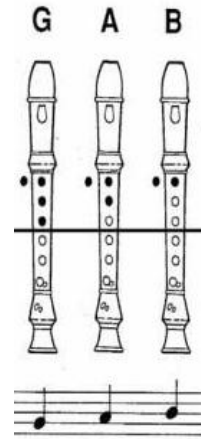


Hot Cross Buns

Trad.



Learning to read music



WWW.MAMALISA.COM

LONDON'S BURNING

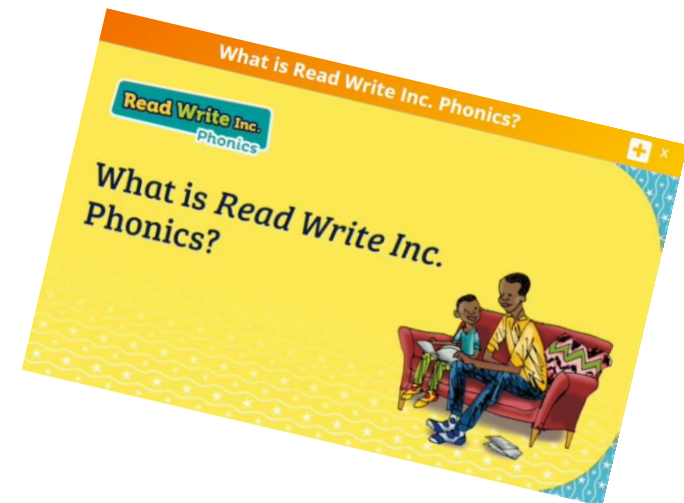
Lon - don's bur - ning Lon - don's bur - ning Fetch the en - gines fetch the
en - gines Fire fire Fire fire! Pour on wa - ter, pour on wa - ter.

A model of the Simple View of Reading



Reasons for using Read Write Inc

- Tailored to **all pupils'** abilities.
- Focused on **developing fluency** of reading to develop the children's **confidence**.
- **Overlearning** and **repetition** are key to make sure that the reading and spelling strategies stick.
- **Whole-school approach** towards the same goal: *every child a reader*.



Daily routine



- The children have been **streamed** across the infant classes according to the latest Read Write Inc assessment.
- They are working in **smaller groups**.
- The groups are **reshaped** according to the children's progress on a six-week basis.
- The **books** that the children are taking home are **changed by the Read Write Inc group lead** and many of the words have been rehearsed in class several times.
- The children will be expected to **bring their reading folder and home-school diary every day to school**.

Termly assessment

- Read selected **speed sounds**.
- Sound out and blend **real words** and "**nonsense**" words.
- Read **sight words**, working them out in their heads if needed.
- Read a **timed passage** to check for reading **speed** and **accuracy**.



Set 1 sounds

What is phonics?

- Sounds (graphemes)

m a t

mat

sh i p

ship

demonstrate, containing, roamed, trivial, injured,
whimper

Some codes are easier than others

English

- 44 speech sounds
- 26 letters
- 150+ graphemes

Spanish

24 speech sounds
26 letters
29 graphemes

The simple code: Set 1 and 2 sounds

Consonant sounds – stretchy

f	l	m	n	r	s	v	z	sh	th	ng
										nk

Consonant sounds – bouncy

b	c	d	g	h	j	p	qu	t	w	x	y	ch
	k											

Vowel sounds – bouncy

a	e	i	o	u	ay	ee	igh	ow
---	---	---	---	---	----	----	-----	----

Vowel sounds – stretchy

Vowel sounds – stretchy

oo	oo	ar	or	air	ir	ou	oy
----	----	----	----	-----	----	----	----

The complex code: Set 3 sounds

Consonant sounds

f	l	m	n	r	s	v	z	sh	th	ng
ff	ll	mm	nn	rr	ss	ve	zz	ti		nk
ph	le	mb	kn	wr	se		s	ci		
					c		se			
					ce					

b	c	d	g	h	j	p	qu	t	w	x	y	ch
bb	k	dd	gg		g	pp		tt	wh			tch
	ck				ge							
	ch				dge							

Vowel sounds

a	e	i	o	u	ay	ee	igh	ow
	ea				<u>a</u> -e	<u>e</u> -e	<u>i</u> -e	<u>o</u> -e
					ai	y	ie	oa
						ea	i	o
						e	y	

oo	oo	ar	or	air	ir	ou	oy	ire	ear	ure
<u>u</u> -e			oor	are	ur	ow	oi			
ue			ore		er					
ew			aw							
			au							

Speed Sounds Set 1

Consonant sounds – stretchy

f	l	m	n	r	s	v	z	sh	th	ng
										nk

Consonant sounds – bouncy

b	c	d	g	h	j	p	qu	t	w	x	y	ch
	k											

Vowel sounds – bouncy

a	e	i	o	u
---	---	---	---	---

Vowel sounds – stretchy

ay	ee	igh	ow
----	----	-----	----

Vowel sounds – stretchy

oo	oo	ar	or	air	ir	ou	oy
----	----	----	----	-----	----	----	----

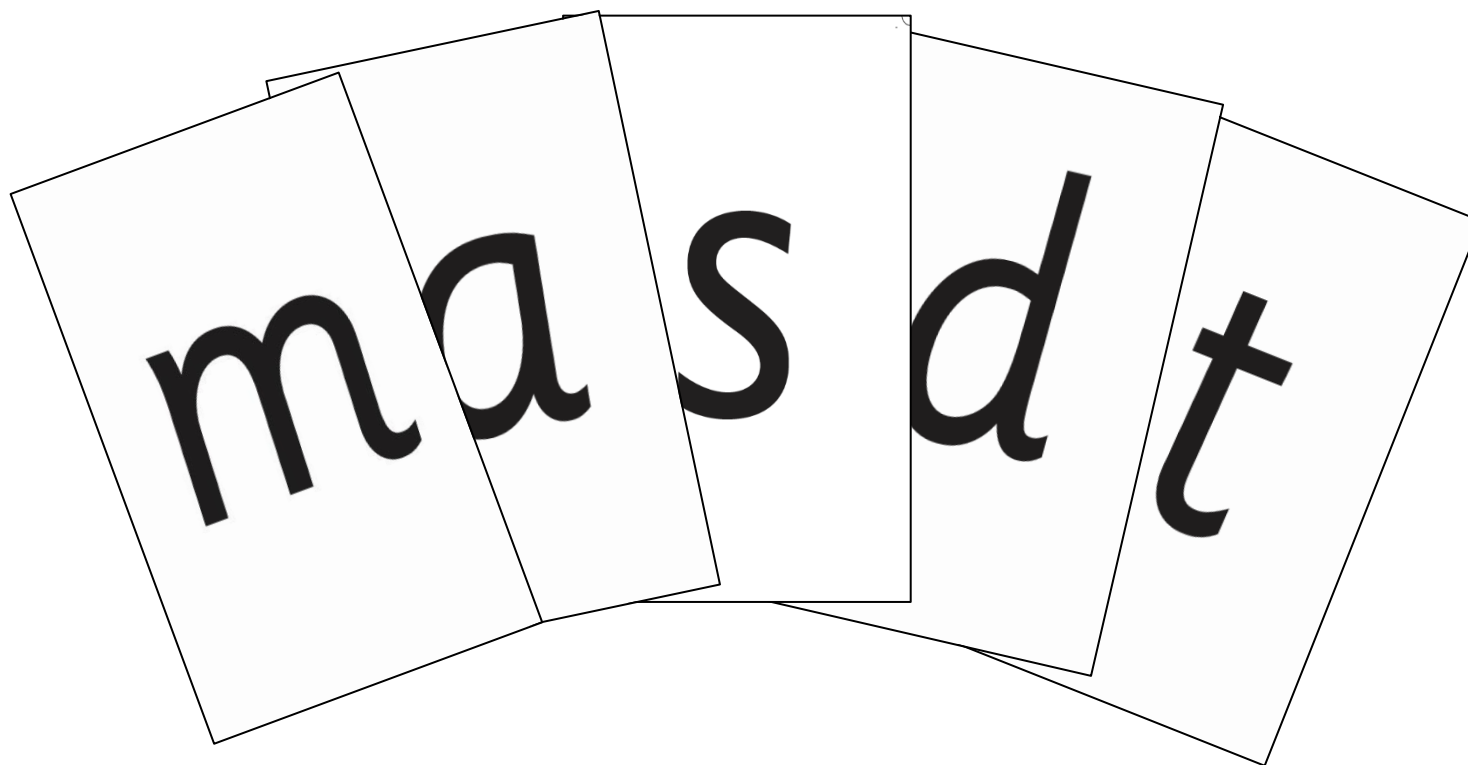
Pure Sounds (ruthmiskin.com)

Sound pronunciation guide

Name the pictures



Teach something new...review, review
review!



Speedy sounds + Fred = decoding



+



Virtual Classroom Set 1 sounds



Virtual Classroom Pinny time



Teaching a Set 1 sound



Pupil pathways

The image shows two screenshots from a mobile application. The left screenshot is a share sheet with a white background and a dark border. It features a 'Share:' header, a close button, and instructions: 'Copy the link below to share with Families. This link will be valid until'. Below this is a URL: <https://beta-schools.ruthmiskin.com/resources/vc-path> and a QR code. A yellow button at the bottom says 'Copy Image'. The right screenshot is a video player interface for 'Read Write Inc.' with a teal header. The video title is 'Cleo'. The video shows a woman in a white lab coat in a room with a clock, a rainbow picture, and a green frog toy. On the right side, there is a vertical list of four items, each with a small thumbnail and text: 'Fred's lesson - hygiene', 'Fred's adventures - farm', 'Fred's adventures - party', and 'Fred's adventures - zoo'.

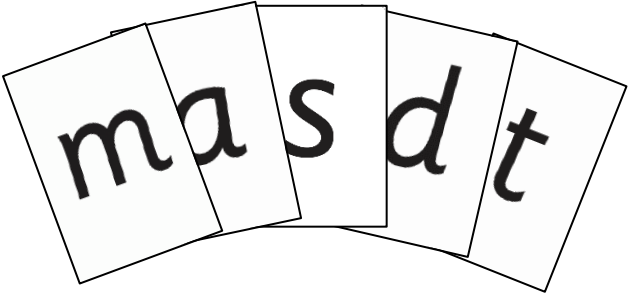



Practice at home

How do I use the Virtual Classroom?

1. Set aside 10 minutes to watch a film with your child each day.
 2. Find a quiet space for your child to watch the film on a laptop or tablet.
 3. Praise your child as they join in with the lesson – make it fun!
- The more they practise using these films, the quicker they'll learn to read.

Practice at home



Teaching letter formation

This works best if your child practises for a short time every day.

1. Show the picture side and air-write as you say the phrase.
2. Ask your child to practise in the air with you.
3. Using a sharp pencil and sat at a table, encourage your child to have a go.
4. Praise your child for their efforts.

m Maisie, mountain, mountain
a round the apple, down the leaf
s slither down the snake
d round his bottom, up his tall neck and down to his feet
t down the tower, across the tower
i down the body, dot for the head
n down Nobby, over his net
p down the plait and over the pirate's face
g round her face, down her hair and give her a curl



What can I do?

1. Use pure sounds rather than letter names.
2. Teach the picture names.
3. Practise reading sounds speedily.
4. Watch the Virtual Classroom films together.
5. Use the handwriting phrases to practise writing.

ruthmiskin.com

Read Write Inc.
Phonics

Learning to read
at home



Parents, carers and families

We support our schools to work in partnership with you at home. This includes books for home reading, information booklets and a Virtual Classroom with films for children to practise.

Using the Virtual Classroom



See how to support your child at home with our Virtual Classroom.

Films

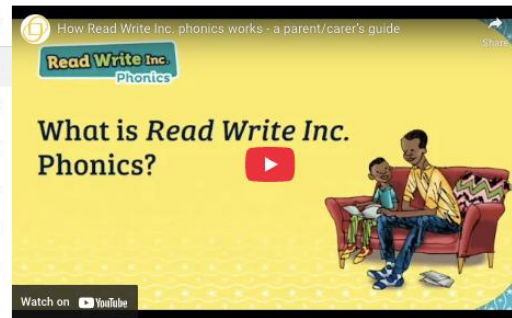
These 17 films show you step by step how to teach children to read and write with Read Write Inc. Phonics.

If your child is in a school that teaches Read Write Inc. or if you have bought a parent pack, the films will help you and your child practise together at home.

If you have a question, please get in touch via our [Facebook](#) or [X](#) pages and subscribe to our [YouTube](#) channel.

Parent and carer films 17 Videos

- ▶ How Read Write Inc. phonics works - a parent/carer's guide 2:47
- ▶ Understanding how phonics works 2:58
- ▶ How to help your child learn to read 2:45
- ▶ What to expect from the phonics lessons 1:52
- ▶ Parents: how to listen to your child 2:25
- ▶ Why read to your child? 2:08
- ▶ 10 things to think about when reading 2:04



Home reading guidance documents

Parent FAQs

Handwriting phrases

Fred Games

List of Read Write Inc. reading books

Read Write Inc.

Online resources available

- Ruth Miskin Families Page:
 - <https://www.ruthmiskin.com/parentsandcarers/>
- Ruth Miskin Facebook:
 - <https://www.facebook.com/miskin.education>
- Free e-books for home reading:
 - <http://www.oxfordowl.co.uk/Reading/>

Parents carers and families webpage



Any questions?



Thank you for coming
and
happy reading.

