












Year 1		Autumn 1		Autumn 2		Spring 1		Spring 2		Summer 1		Summer 2	
Progression of Core Texts <i>Additional core texts selected by the teacher to secure key areas of the writing curriculum, broaden the range of texts (including poetry) and meet the interests of pupils.</i>													
	Don't Spill The Milk by Stephen Davies and Christopher Corr	Knights by Annabelle Lynch	Boa's Bad Birthday by Jeanne Willis and Tony Ross	Hidden World: Ocean by Libby Walden and Stephanie Fizer	Dear Mother Goose by Michael Rosen and Nick Sharratt	It's My Birthday by Helen Oxenbury	Seed to Sunflower by Camilla de la Bédoyère	Daisy Doodles by Michelle Robinson and Irene Dickson	Weather by Steffi CavellClarke	The Three Little Pigs by Mara Alperin and Ag Jatkowska	I Love Bugs! by Emma Dodd		
Big Ideas (audience and purpose and form)	Patterned story (journey) Cultural setting	Writing simple factual information about one role/job Nonchronological report	Humorous patterned story (cause and effect)	Concept of a fact Nonchronological report about a group	Nursery rhymes A letter written in role as a nursery rhyme character	Instructional cumulative story Older style	Information sequential writing. Present tense impersonal. Explaining a simple process	Fantasy adventure. Building ideas for stories from imagination.	Double page spread about one topic. Nonchronological. Simple cohesion.	Traditional tale	Poetry Kenning		

Focus	Securing understanding of a simple sentence Securing capital letters and full stops	Securing understanding of a simple sentence Begin to add extra detail into sentences (adverbial)	Introducing compound sentences joining clauses with 'and', 'but'. Using capital letters for personal pronouns Consolidating understanding	Securing understanding of a simple sentence Securing capital letters and full stops Using 'and' to link two single clause sentences	Writing in role Understanding the format of a letter Understanding what makes a question		Building a clear structure. Joining words and clauses with and.	Using technical vocabulary. Clearly sequence the steps.	Beginning to add detail into sentences before the noun introducing alliteration	Multiple sentences about the same topic. Layout and organisation.	Building stamina for writing through a lengthy familiar text. Cohesion and plot. Capitals for personal pronouns.	Using appropriate and adventurous vocabulary.
			ding of questions.									
Purposeful Writing Outcomes	sentences to sequence a short narrative following a pattern	to write a similar information text (e.g. a role or job)	to write a similar birthday story with a repeating pattern.	To write a sentence or sequence of sentences about a topic in a similar style to contribute to a class book.	To write a letter to mother goose or form mother goose.		To write a cumulative instructional style text for making/planning something.	To create a poster of booklet about the life cycle of a plant of animal.	To doodle and write their own adventure.	To produce a double page spread about the seasons.	To write an extended retelling of the story.	To write their own kenning about an animal (same animal).

<p>Grammar and Punctuation</p> <p>Numbers represent how many times you will cover the objective throughout the year.</p> <p>(11) (2) (11) (8) (3)</p>	<p>Sequence sentences to form a short narrative (11). Leave spaces between words (2). Begin to punctuate sentences using capital letters and full stops (11).</p>	<p>Sequence sentences to provide information Leave spaces between words Begin to punctuate sentences using capital letters and full stops and question marks.</p>	<p>Begin to use 'and', 'but' to create compound sentences Punctuate sentences using capital letters, full stops and question marks.</p>	<p>Joining words and sentences using 'and'. Sequence sentences to provide information Secure punctuating sentences using capital letters and full stops.</p>	<p>Joining words and sentences using 'and'. Sequence sentences to form a short narrative. Secure punctuating sentences using capital letters and full stops and question marks.</p>		<p>Joining words and sentences using 'and'. Sequence sentences to form a short narrative. Secure punctuating sentences using capital letters and full stops.</p>	<p>Joining words and sentences using 'and'. Sequence sentences to provide chronological information. Secure punctuating sentences using capital letters and full stops.</p>	<p>Joining words and sentences using 'and'. Sequence sentences to form a short narrative. Adding detail before the noun (adjective) (3) Secure punctuating sentences using capital letters and full stops</p>	<p>Joining words and sentences using 'and'. Sequence sentences to provide information Secure punctuating sentences using capital letters and full stops.</p>	<p>Using capital letter for the names of people. Joining words and sentences using 'and'. Sequence sentences to form a short narrative. Adding detail before the noun (adjective) Secure punctuating sentences using capital letters and full stops</p>	<p>Joining words and sentences using 'and'. Sequence sentences to form a poem. Adding detail before the noun (adjective) Secure punctuating sentences using capital letters and full stops</p>
<p>Spelling (Spelling Shed)</p>												